

How To Use a Car Seat Harness



What Is a Harness?

A car seat harness keeps a child properly restrained in the event of a crash and spreads crash forces across the strongest areas of the child's body (hips and chest).




5-point adjustable harness

Where Do The Harness Straps Go?



Rear-facing seats

Straps should originate **AT or BELOW** the child's shoulders



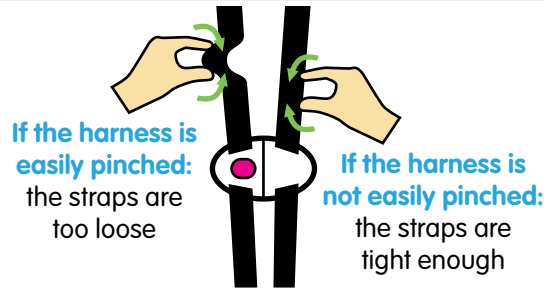
Forward-facing seats

Straps should originate **AT or ABOVE** the child's shoulders

How Tight Should The Harness Be?

The harness should pass the 'pinch test'; when pinching the harness webbing vertically at the shoulder with the thumb and forefinger, your fingers should slide off easily and you should not be able to pinch any webbing between them.

The harness should lie flat, and fit snugly (not uncomfortable) at the child's shoulders and hips.



Where Does the Chest Clip Go?

The chest clip should be placed at the child's armpit level.



U.S. Department of Transportation
National Highway Traffic Safety
Administration

[NHTSA.gov/therightseat](https://www.nhtsa.gov/therightseat)



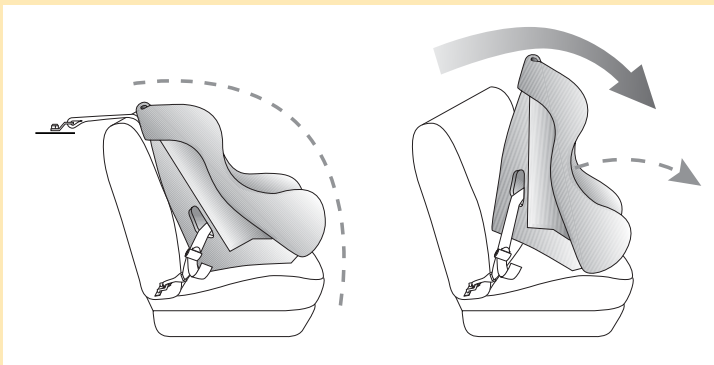
What Is a Tether and Why Is It Important?



What is a tether? A tether connects the top of a forward-facing car seat to the vehicle.

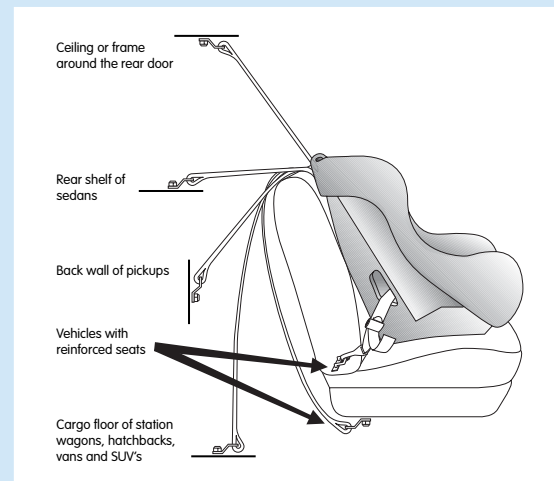
Why is it important? A tether prevents serious head and neck injury by securing the top of the car seat and minimizing forward head movement in a crash.

How do I use it? To provide optimum protection, a tether must be tightened and attached properly; you can find tether anchor locations in your vehicle owner's manual, and tether installation instructions in your car seat manual.



**Collision With
Tether**

**Collision Without
Tether**



How To Use a Car Seat Tether



What is a tether?

A tether connects the top of a car seat to the vehicle.

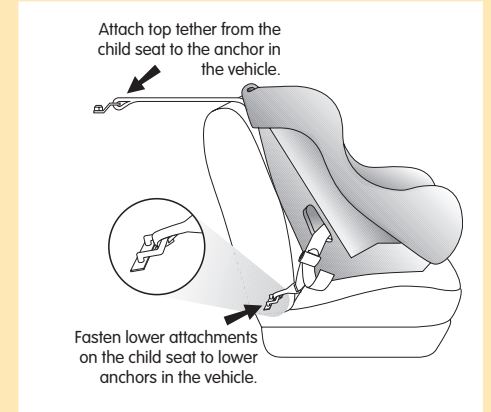
Why is it important?

A tether prevents serious head and neck injury by securing the top of the car seat and minimizing forward head movement in a crash.




Always use a tether for forward-facing car seats.


Infant seats and boosters usually do not have a tether.



The *tether anchor symbol* will show you where the tether can be attached in some vehicles. All passenger vehicles made after 2001 are required to have tether anchors; information can be found in your vehicle owner's manual.



To provide optimum protection, a tether must be attached and tightened properly.



U.S. Department of Transportation
National Highway Traffic Safety
Administration

[NHTSA.gov/therightseat](https://www.nhtsa.gov/therightseat)

